




Executive
Collection





Freedom chair are specifically built with reinforcement in mind to help withstand heavy and demanding environments.

All the functions of freedom chair have been fully tested to withstand certain weights and this will help with the general longevity of the chair also.



The unique combination of craftsmanship and innovation

FREEDOM

BASE -
700mm Aluminium Die
cast base with 68mm
Nylon Castor.

ARMREST -
Black frame chrome alloy
5D armrest

MECHANISM -
Wire control with multi
position knee tilt syncro
along with seat slider.

LUMBER SUPPORT -
50mm Adjustable Lumbar
Support.

BACK FRAME -
Black frame chrome
aluminium diecast with
korean mesh.





FLAMINGO HB
FLAMINGO MB

- Glass filled grey nylon backrest & seat with korean mesh.
- 4D Adjustable Armrest with Gel PU pad.
- Adjustable lumbar support.
- Kneetilt syncro with multi position lock and seat slider.
- 700mm Aluminium Diecast base with 60mm nylon castors & class 4 Gas lift.



SOLITAIRE HB
SOLITAIRE MB

- Glass filled nylon backrest & seat with korean mesh.
- 4D Adjustable Armrest with Gel PU pad.
- Adjustable headrest & lumbar support.
- Kneetilt syncro with multi position lock and seat slider.
- 700mm Aluminium Diecast base with 60mm nylon castors & class 4 Gas lift.



BELLA

BASE -
700mm Aluminium Die
cast base with 60mm
Nylon Castor.

ARMREST -
4D armrest with Gel PU
pad.

MECHANISM -
Self weight adjustable
mechanism, 4 locking
position & seat slider
movement with 53mm.

LUMBER SUPPORT -
PP Fixed lumbar support.

BACK FRAME -
Light grey body, PA+GF
with korean mesh.





ZOY WHITE HB
ZOY WHITE MB

- Glass filled nylon backrest with lumber support & mesh fabric.
- 4D Adjustable Armrest with Gel PU pad.
- Self weight syncro tilt mechanism with multi position lock & seat slider.
- 700mm aluminium diecast base with glass filled nylon castors & class 4 Gas lift.



ZOY BLACK HB
ZOY BLACK MB

- Glass filled nylon backrest with lumber support & mesh fabric.
- 4D Adjustable Armrest with Gel PU pad.
- Self weight syncro tilt mechanism with multi position lock & seat slider.
- 700mm Glass filled nylon base with castors & class 4 Gas lift.



ZOY

BASE -
700mm Aluminium Die
cast base with 60mm
Nylon Castor.

ARMREST -
4D armrest with Gel PU
pad.

MECHANISM -
Self weight adjustable
mechanism, 4 locking
position seat slider
movement with 53mm.

LUMBER SUPPORT -
PU padded adjustable
lumber support.

BACK FRAME -
Light grey body, PA+GF
with korean mesh.



TROY WHITE HB
TROY WHITE MB

- Glass filled nylon backrest with lumber support & mesh fabric.
- 4D Adjustable Armrest with Gel PU pad.
- Self weight syncro tilt mechanism with multi position lock & seat slider.
- 700mm aluminium diecast base with glass filled nylon castors & class 4 Gas lift.



TROY BLACK HB
TROY BLACK MB

- Glass filled nylon backrest with lumber support & mesh fabric.
- 4D Adjustable Armrest with Gel PU pad.
- Self weight syncro tilt mechanism with multi position lock & seat slider.
- 700mm aluminium diecast base with glass filled nylon castors & class 4 Gas lift.



VOGUE

BASE -
700mm Aluminium Die
cast base with 60mm
Nylon Castor.

ARMREST -
4D armrest with Gel PU
pad.

MECHANISM -
Self weight adjustable
mechanism, 4 locking
position seat slider
movement with 53mm.

LUMBER SUPPORT -
PU cushion adjustable
lumber support.

BACK FRAME -
Light grey body, PA+GF
with korean mesh.



ERGON MESH WHITE
ERGON MESH BLACK

- Glass filled nylon seat & back with korean mesh.
- Fully adjustable backrest, armrest & seat depth.
- Adjustable headrest & lumbar support.
- Syncro tilt with multi position lock.
- 700mm Aluminium Diecast base with 60mm nylon castors & class 4 gaslift.



ERGON CUSH WHITE
ERGON CUSH BLACK

- Glass filled nylon back with korean mesh & PU seat cushion.
- Fully adjustable backrest, armrest & seat depth.
- Adjustable headrest & lumbar support.
- Syncro tilt with multi position lock.
- 700mm Aluminium Diecast base with 60mm nylon castors & class 4 gaslift.

WRANGLER

BASE -
700mm Aluminium Die
cast base with 60mm
Nylon Castor.

ARMREST -
2D armrest with PU pad.

MECHANISM -
Center tilt syncro with 4
position lock along with
seat slider movement with
53mm.

LUMBER SUPPORT -
Adjustable PP lumber
support.

BACK FRAME -
White & Grey body,
PA+GF with nylon mesh.





FALCON HB
FALCON MB

- Glass filled nylon backrest with height adjustment & korean mesh.
- Aluminium diecast 4D Adjustable armrest with PU pad.
- Adjustable headrest & lumbar support.
- Syncro tilt mechanism with multi position lock along with seat slider.
- 700mm Aluminium Diecast base & 60mm nylon castors with class 4 Gas lift.



OPTIMA HB
OPTIMA MB

- Glass filled nylon backrest with height adjustment & korean mesh.
- M.S. chrome plated 4D Adjustable armrest with PU pad.
- Adjustable headrest & lumbar support.
- Syncro tilt mechanism with multi position lock along with seat slider.
- 700mm Aluminium Diecast base & 60mm nylon castors with class 4 Gas lift.



AMY

BASE -
700mm Glass filled nylon
base with 60mm Nylon
Castor.

ARMREST -
2D armrest with Gel PU
pad.

MECHANISM -
Center tilt syncro with 4
position lock & seat slider
movement with 53mm.

LUMBER SUPPORT -
PP Adjustable lumbar
support.

BACK FRAME -
Light grey body, PA+GF
with korean mesh.





WINNER GREY HB
WINNER GREY MB

- Glass filled nylon backrest with adjustable lumbar support.
- Cantilever nylon armrest with PU pad with flipping movement.
- Glass filled nylon base with 60mm castor & class 4 gaslift.
- Centre tilt mechanism with single position locking.



WINNER BLACK HB
WINNER BLACK MB

- Glass filled nylon backrest with adjustable lumbar support.
- Cantilever nylon armrest with PU pad with flipping movement.
- Glass filled nylon base with 60mm castor & class 4 gaslift.
- Centre tilt mechanism with single position locking.



GT

BASE -
700mm Aluminium Die
cast base with 60mm
Nylon Castor.

ARMREST -
3D armrest with Gel PU
pad.

MECHANISM -
Center tilt syncro with
multi position lock along
with seat slider.

LUMBER SUPPORT -
PU padded adjustable
lumber support.

BACK FRAME -
Light grey body, PA+GF
with nylon mesh.



DUSTER MESH HB
DUSTER MESH MB

- Glass filled nylon back along with headrest & mesh back.
- Syncro dynamic mechanism with auto body weight adjustment.
- Cantilever aluminium Diecast armrest with PU pad.
- 700mm Aluminium Diecast base with 60mm nylon castors & class 4 gaslift.



DUSTER CUSHION HB
DUSTER CUSHION MB

- Glass filled nylon back along with headrest & PU cushion back.
- Syncro dynamic mechanism with auto body weight adjustment.
- Cantilever aluminium Diecast armrest with PU pad.
- 700mm Aluminium Diecast base with 60mm nylon castors & class 4 gaslift.



MARTIN

BASE -
700mm Aluminum Die
cast base with Nylon
Castor.

ARMREST -
Aluminum die cast arm
rest padded with finest
leather.

MECHANISM -
Syncro knee tilt
mechanism with multi
locking function.

LUMBER SUPPORT -
Self In-design lumber
support

BACK FRAME -
Hand crafted exceptional
finest grade leather on seat
& back placed on
multibend hot pressed
plywood.



MILLER MESH HB
MILLER MESH MB

- Glass filled nylon backrest with lumbar support & mesh fabric.
- 3D Adjustable Armrest with Gel PU pad.
- Adjustable headrest & lumbar support.
- Syncro tilt multi position lock with seat slider.
- 700mm Aluminum diecast base with castors & class 4 Gas lift.



MILLER CUSHION HB
MILLER CUSHION MB

- Glass filled nylon backrest with lumbar support & PU fabric.
- 3D Adjustable Armrest with Gel PU pad.
- Adjustable headrest & lumbar support.
- Syncro tilt multi position lock with seat slider.
- 700mm aluminum diecast base with castors & class 4 Gas lift.



MAGNET

BASE -
700mm Aluminium Die
cast base with Nylon
Castor.

ARMREST -
Aluminium diecast armrest
padded with PU pad.

MECHANISM -
Knee tilt donati mechanism
with multi position lock
which moves along with
armrest.

LUMBER SUPPORT -
Adjustable padded cushion
with finest leather attached
with magnet.

BACK FRAME -
Hand crafted exceptional
finest grade leather on seat
& back placed on
multibend hot pressed
plywood.



DAISY HB
DAISY MB

- Finest composite leather on seat & back.
- Aluminum diecast armrest with PU pad.
- Knee tilt mechanism with multiposition lock.
- 700mm Aluminium Diecast base with 60mm nylon castors & class 4 Gas lift.



ALASKA HB
ALASKA MB

- Finest composite leather on seat & back.
- Fixed armrest with padded cushion.
- Self weight syncro tilt mechanism with multi position lock & seat slider.
- 700mm Glass filled nylon base with castors & class 4 Gas lift.



OYSTER

BASE -
700mm Aluminium Die
cast base with Nylon
Castor.

ARMREST -
Fix armrest with padded
cushion.

MECHANISM -
Knee tilt with multi
position lock.

LUMBER SUPPORT -
Extra cushion padding for
lumber support.

BACK FRAME -
Multibend plywood with
moulded cushion, Finest
pure leather on seat &
back.



BOSS HB
BOSS MB

- Finest composite leather on seat & back.
- Kneetilt mechanism with multi locking function.
- Aluminium diecast armrest with padded cushion.
- 700mm Aluminium Diecast base with 60mm nylon castors & class 4 Gas lift.



ROVER HB
ROVER MB

- Finest composite leather on seat & back.
- Aluminium Diecast armrest with Padded cushion pad.
- Syncro tilt with multiposition lock.
- 700mm Aluminium Diecast base with 60mm nylon castors & class 4 Gas lift.



BENZ

BASE -
700mm Aluminium Die
cast base with 60mm
Nylon Castor.

ARMREST -
Fix armrest with cushion.

MECHANISM -
Knee tilt syncro with multi
position lock.

LUMBER SUPPORT -
Extra cushion padding for
lumber support.

BACK FRAME -
Multibend plywood with
moulded cushion, Finest
pure leather on seat &
back.



STANLEY HB
STANLEY MB

- Finest composite leather on seat & back.
- Aluminium Diecast Chrome plated armrest with cushion pad.
- Center tilt Syncro with multiposition lock.
- 700mm Aluminium Diecast base with 60mm nylon castors & class 4 Gas lift.



EMPEROR HB
EMPEROR MB

- Finest composite leather on seat & back.
- Aluminum Diecast armrest with Padded cushion pad.
- Syncro tilt with multiposition lock.
- 700mm Aluminum Diecast base with 60mm nylon castors & class 4 Gas lift.



JAGUAR

BASE -
700mm Aluminium Die
cast base with 60mm
Nylon Castor.

ARMREST -
Fix armrest with padded
cushion.

MECHANISM -
Knee tilt with multi
position lock.

LUMBER SUPPORT -
Extra cushion padding for
lumber support.

BACK FRAME -
Multibend plywood with
moulded cushion, Finest
pure leather on seat &
back.



LEGACY HB
LEGACY MB

- Finest composite leather on seat & back.
- Teakwood frame with High density Cushion.
- Knee tilt with multiposition lock.
- 700mm Aluminium Diecast base with 60mm nylon castors & class 4 Gas lift.



DACOTA HB
DACOTA MB

- Finest composite leather on seat & back.
- Teakwood frame with High density Cushion.
- Knee tilt with multiposition lock.
- 700mm Aluminium Diecast base with 60mm nylon castors & class 4 Gas lift.



HERITAGE

BASE -
700mm Aluminium Die
cast base with Gold
coating & 60mm Nylon
Castor.

ARMREST -
Fix armrest with padded
cushion.

MECHANISM -
Knee tilt syncro with multi
position lock.

LUMBER SUPPORT -
Extra cushion padding for
lumber support.

BACK FRAME -
Multibend plywood with
soft cushion, Finest pure
leather on seat & back.



TRIPLE HB
TRIPLE MB

- Finest composite leather on seat & back.
- Chrome finished armrest with sleeve cover.
- Torsion bar knee tilt with single position lock.
- 650mm Aluminium Diecast base with 60mm nylon castors & class 4 Gas lift.



SLEEK HB
SLEEK MB

- Finest composite leather on seat & back.
- Chrome finished armrest with sleeve cover.
- Torsion bar knee tilt with single position lock.
- 650mm Aluminium Diecast base with 60mm nylon castors & class 4 Gas lift.



KYOTO

BASE -
700 Aluminium Diecast
bas & 60mm nylon castors
with class 4 gas lift.

ARMREST -
Fix armrest attached with
the back.

MECHANISM -
Syncro dynamic
mechanism with auto
body weight adjustment.

BACK FRAME -
Nylon back with padded
cushion.



KARINA DLX HB
KARINA ECO HB

- Glass filled nylon backrest with lumbar support & mesh fabric.
- Adjustable / Fixed armrest with PP pad.
- Adjustable headrest.
- Syncro tilt with single position lock.
- 650mm glass filled nylon base with castors & class 4 Gas lift.



QUEST DLX HB
QUEST ECO HB

- Glass filled nylon backrest with lumbar support & mesh fabric.
- Adjustable / Fixed armrest with PP pad.
- Adjustable headrest.
- Syncro tilt with single position lock.
- 650mm glass filled nylon base with castors & class 4 Gas lift.



OMEGA

BASE -
700mm nylon base with
twin wheel nylon castors
& class 4 gas lift.

ARMREST -
Fixed PP armrest attached
with back.

MECHANISM -
Center tilt mechanism
with single position lock.

LUMBER SUPPORT -
Fix lumbar support.

BACK FRAME -
Nylon Back with Fabric
Mesh back.



ATOM DLX HB
ATOM ECO HB

- Glass filled nylon backrest with lumbar support & mesh fabric.
- Adjustable / Fixed armrest with PP pad.
- Adjustable headrest.
- Syncro tilt with single position lock.
- 650mm glass filled nylon base with castors & class 4 Gas lift.



EON DLX HB
EON ECO HB

- Glass filled nylon backrest with lumbar support & mesh fabric.
- Adjustable / Fixed armrest with PP pad.
- Adjustable headrest.
- Syncro tilt with single position lock.
- 650mm glass filled nylon base with castors & class 4 Gas lift.



DESIRE

BASE -
700mm Aluminium Die
cast base with 60mm
Nylon Castor.

ARMREST -
3D Adjustable Armrest
with Grey PU pad.

MECHANISM -
Center tilt syncro with
4 position lock.

LUMBER SUPPORT -
Auto Lumbar Support.

BACK FRAME -
Light Grey glass filled
Nylon Back with mesh.

ROOSTER

BASE -
700mm Aluminium Die
cast base with 60mm
nylon castors

ARMREST -
3D adjustable armrest with
pu pad and flipping
movement.

MECHANISM -
Self weight adjustable
mechanism with 4 position
lock and seat slider.

LUMBER SUPPORT -
Adjustable PP lumber
support

BACK FRAME -
Glass filled nylon back with
korean mesh





DESTINY

BASE -
700mm Aluminium Die cast base with 60mm nylon castors.

ARMREST -
4D adjustable armrest with PU pad.

MECHANISM -
Wire control with multi position knee tilt synchro along with seat slider.

LUMBER SUPPORT -
Self adjustable lumbar support with Shadow function.

BACK FRAME -
Glass filled nylon back with korean mesh and 3D headrest.

SEAT -
Korean mesh seat with footrest.

Workstation *Collection*





ZEST ECO
ZEST DLX

Glass filled Nylon base with castor & Class 4 Gaslift.
Synchro tilt Mechanism with single position locking.
Fixed / Adjustable Arms with PP pad.
Glass filled nylon mesh back with Lumber Support.



KARINA ECO
KARINA DLX

Glass filled Nylon base with castor & Class 4 Gaslift.
Synchro tilt Mechanism with single position locking.
Fixed / Adjustable Arms with PP pad.
Glass filled nylon mesh back with Lumber Support.



POLO ECO
POLO DLX

Glass filled Nylon base with castor & Class 4 Gaslift.
Synchro tilt Mechanism with single position locking.
Fixed / Adjustable Arms with PP pad.
Glass filled nylon mesh back with Lumber Support.



EON ECO
EON DLX

Glass filled Nylon base with castor & Class 4 Gaslift.
Synchro tilt Mechanism with single position locking.
Fixed / Adjustable Arms with PP pad.
Glass filled nylon mesh back with Lumber Support.



LIDO

Aluminium Diecast base with nylon castor & class 4 Gaslift.
Synchro tilt cable control mechanism with single position locking.
Fixed PP Arms.
Nylon back frame with korean mesh seat.



GRAVITY (PP)

Glass filled white nylon base with castor & class 4 Gaslift
Centre tilt Mechanism with single position locking.
Cantilever armrest with Double colour PU pad.
Glass filled nylon back with auto lumbar support.



GRAVITY (MESH)

Glass filled Nylon base with castor & Class 4 Gaslift.
Centre tilt Mechanism with single position locking.
Cantilever armrest with Double colour PU pad.
Glass filled nylon back with fabric mesh.



TIME

Metal base with nylon castor & class 4 Gaslift.
Center tilt mechanism with single position locking.
Fixed PP Arms.
Nylon back frame with mesh & back outer.



QUEST ECO
QUEST DLX

Glass filled Nylon base with castor & Class 4 Gaslift.
Synchro tilt Mechanism with single position locking.
Fixed / Adjustable Arms with PP pad.
Glass filled nylon mesh back with Lumber Support.



DYNASTY ECO
DYNASTY DLX

Glass filled Nylon base with castor & Class 4 Gaslift.
Synchro tilt Mechanism with single position locking.
Fixed / Adjustable Arms with PP pad.
Glass filled nylon mesh back with Lumber Support.



BRIO ECO
BRIO DLX

Glass filled Nylon base with castor & Class 4 Gaslift.
Synchro tilt Mechanism with single position locking.
Fixed / Adjustable Arms with PP pad.
Glass filled nylon mesh back with Lumber Support.



FLASH ECO
FLASH DLX

Glass filled Nylon base with castor & Class 4 Gaslift.
Synchro tilt Mechanism with single position locking.
Fixed / Adjustable Arms with PP pad.
Glass filled nylon mesh back with Lumber Support.



DOLPHIN -

Glass filled nylon base with castor & class 4 Gaslift.
Center tilt mechanism with single position locking.
Cantilever nylon armrest with PU pad with flipping movement.
Nylon mesh back frame with lumbar support.



**SMILE ECO
SMILE DLX**

Glass filled Nylon base with castor & Class 4 Gaslift.
Synchro tilt Mechanism with single position locking.
Fixed / Adjustable Arms with PP pad.
Glass filled nylon mesh back with Lumbar Support.



**SMILE CUSH ECO
SMILE CUSH DLX**

Glass filled Nylon base with castor & Class 4 Gaslift.
Synchro tilt Mechanism with single position locking.
Fixed / Adjustable Arms with PP pad.
Glass filled nylon back with pu cushion



QUEEN CUSHION

Glass Filled Nylon base with castor & Class 4 Gaslift.
Centre tilt Mechanism with single position locking.
PU. cushion seat with hotpressed plywood.
One piece PP bucket shell with cushion back.



SKY

Glass filled Nylon base with castor & Class 4 Gaslift.
Centre tilt Mechanism with single position locking.
Fixed PP Arms attached with back.
Glass filled nylon back with fabric mesh.



JUPITOR

Glass filled Nylon base with castor & Class 4 Gaslift.
Centre tilt Mechanism with single position locking.
Fixed PP Arms attached with back.
Glass filled nylon back with fabric mesh.



LEO

Glass filled Nylon base with castor & Class 4 Gaslift.
Centre tilt Mechanism with single position locking.
Fixed PP Arms attached with back.
Glass filled nylon back with fabric mesh.



KABEL

Glass filled Nylon base with castor & Class 4 Gaslift.
Centre tilt Mechanism with single position locking.
Fixed PP Arms attached with back.
Glass filled nylon back with fabric mesh.



COLT

Glass filled Nylon base with castor & Class 4 Gaslift.
Centre tilt Mechanism with single position locking.
Glass filled nylon back with fabric mesh.
Fixed PP Arms attached with back.



COLT WHITE

M.S Chrome base with castor & Class 4 Gaslift.
Centre tilt Mechanism with single position locking.
Glass filled nylon back with fabric mesh.
Fixed PP Arms attached with back.



MONO

Glass filled Nylon base with castor & Class 4 Gaslift.
Centre tilt Mechanism with single position locking.
Fixed PP Arms attached with back.
Glass filled nylon mesh back with fabric mesh.



MONO WHITE

M.S. Chrome base with castor & class 4 Gaslift.
Centre tilt Mechanism with single position locking.
Fixed PP Arms attached with back.
Glass filled nylon white back with fabric mesh.



QUEEN WHITE

Glass filled Nylon base with castor & Class 4 Gaslift.
Centre tilt Mechanism with single position locking.
Fixed PP Arms attached with back.
Glass filled nylon one piece pp bucket shell with mesh back



QUEEN

Glass filled Nylon base with castor & Class 4 Gaslift.
Centre tilt Mechanism with single position locking.
Fixed PP Arms attached with back.
Glass filled nylon one piece pp bucket shell with mesh back.



SARA WHITE

Glass filled Nylon base with castor & Class 4 Gaslift.
Centre tilt Mechanism with single position locking.
Fixed PP Arms attached with back.
Glass filled nylon white back with fabric mesh.



SARA

Glass filled Nylon base with castor & Class 4 Gaslift.
Centre tilt Mechanism with single position locking.
Fixed PP Arms attached with back.
Glass filled nylon back with fabric mesh



QUEEN VISITOR WHITE

Glass filled nylon one piece pp bucket shell with mesh back
Fix PP Armrest attach with back.
Oblong M.S. chrome plated cantilever pipe frame



QUEEN VISITOR

Glass filled nylon one piece pp bucket shell with mesh back
Fix PP Armrest attach with back.
Oblong M.S. chrome plated cantilever pipe frame.



COLT VISITOR

Glass filled nylon backrest with mesh fabric.
Fix PP armrest attached with back.
Oblong M.S. chrome plated cantilever pipe frame.



SLEEK VISITOR

Finest composite leather on seat & back.
Chrome finish armrest with sleeve covers.
Round M.S. chrome plated cantilever pipe frame.



SARA PP WHITE
SARA PP BLACK

Glass filled nylon mesh back attached with arms.
PU. cushion seat with hotpressed plywood.
Fix PP legs.



QUEEN PP WHITE
QUEEN PP BLACK

Glass filled nylon one piece pp bucket shell with mesh back.
PU. cushion seat with hotpressed plywood.
Fix PP legs.



ORBIT

Glass filled nylon back along with fabric mesh.
PU. cushion seat with hotpressed plywood.
Mild steel powder coated heavy gauge frame.



COSMO CUSHION

Glass filled nylon back along with arms.
PU. cushion seat with hotpressed plywood.
Mild steel powder coated heavy gauge frame



EROS

Glass filled nylon back with push back & mesh Fabric.
Multibend seat plywood with PU cushion & PP seat outer.
PP armrest with front back movement.
M.S oblong powder coated pipe frame chair with castor



EROS TABLET

Glass filled nylon back with push back & mesh Fabric.
Multibend seat plywood with PU cushion & PP seat outer.
Foldable PP writing tablet along PP armrest with front back movement.
M.S oblong powder coated pipe frame chair with castor.



SWEDEN TABLET

One piece PP shell.
cushion seat with fabric option.
flip top design PP writing pad with metal support frame.
Mild steel powder coated round pipe frame.



COSMO TABLET

Glass filled nylon back along with arms.
cushion seat with fabric option.
flip top design PP writing pad with metal support frame.
Mild steel powder coated round pipe frame



MI-1



MI-2



MI-3



MI-4



MI-5



MI-6



MI-7



MI-8



MI-9



MI-10



MI-11



MI-12




MI-13



MI-14



MI-15



MI-16



MI-17



MI-18



MI-19



MI-20



MI-21



MI-22



SORRENTO

SEAT HEIGHT	BACK HEIGHT	WIDTH
460 mm	890 mm	780 mm



FERRARA

SEAT HEIGHT	BACK HEIGHT	WIDTH
390 mm	1110 mm	790 mm



CARNIVAL

SEAT HEIGHT	BACK HEIGHT	WIDTH
430 mm	890 mm	838 mm



DARWIN

SEAT HEIGHT	BACK HEIGHT	WIDTH
400 mm	1000 mm	860 mm



GRANADA

SEAT HEIGHT	BACK HEIGHT	WIDTH
400 mm	980 mm	870 mm



BOLIVIA

SEAT HEIGHT	BACK HEIGHT	WIDTH
440 mm	975 mm	820 mm



MONACO

SEAT HEIGHT	BACK HEIGHT	WIDTH
450 mm	1100 mm	780 mm



PRAHA

SEAT HEIGHT	BACK HEIGHT	WIDTH
420 mm	1140 mm	700 mm



LAWSON HB WHITE

SEAT HEIGHT	BACK HEIGHT	WIDTH
450 mm	1140 mm	585 mm



LAWSON HB BLACK

SEAT HEIGHT	BACK HEIGHT	WIDTH
450 mm	1140 mm	585 mm



LAWSON MB BLACK

SEAT HEIGHT	BACK HEIGHT	WIDTH
430 mm	880 mm	585 mm



SAMSON

SEAT HEIGHT	BACK HEIGHT	WIDTH
000 mm	000 mm	000 mm



SIAM APEX

SEAT HEIGHT	BACK HEIGHT	WIDTH
480 mm	680 mm	600 mm



SIAM WOOD

SEAT HEIGHT	BACK HEIGHT	WIDTH
480 mm	680 mm	600 mm



SIAM ALUMINIUM

SEAT HEIGHT	BACK HEIGHT	WIDTH
480 mm	680 mm	600 mm



SIAM CREST

SEAT HEIGHT	BACK HEIGHT	WIDTH
480 mm	680 mm	600 mm



PRINCE

SEAT HEIGHT	BACK HEIGHT	WIDTH
410 mm	900 mm	660 mm



BARBADOS

SEAT HEIGHT	BACK HEIGHT	WIDTH
410 mm	800 mm	760 mm



KIWIS

SEAT HEIGHT	BACK HEIGHT	WIDTH
450 mm	760 mm	630 mm



SELTOS

SEAT HEIGHT	BACK HEIGHT	WIDTH
350 mm	770 mm	580 mm



ROMANIA

SEAT HEIGHT	BACK HEIGHT	WIDTH
360 mm	820 mm	780 mm



SLOVAKIA

SEAT HEIGHT	BACK HEIGHT	WIDTH
455 mm	895 mm	820 mm



JAMAICA

SEAT HEIGHT	BACK HEIGHT	WIDTH
410 mm	840 mm	790 mm



EDINBURG

SEAT HEIGHT	BACK HEIGHT	WIDTH
450 mm	1020 mm	940 mm



ABIRA (F)

SEAT HEIGHT	BACK HEIGHT	WIDTH
470 mm	790 mm	610 mm



ALEX (F)

SEAT HEIGHT	BACK HEIGHT	WIDTH
450 mm	810 mm	620 mm



STAR (F)

SEAT HEIGHT	BACK HEIGHT	WIDTH
480 mm	830 mm	570 mm



WIRE / CUSHION

SEAT HEIGHT	BACK HEIGHT	WIDTH
470 mm	790 mm	610 mm



MYKONOS

SEAT HEIGHT	BACK HEIGHT	WIDTH
470 mm	740 mm	550 mm



CHIOS

SEAT HEIGHT	BACK HEIGHT	WIDTH
480 mm	780 mm	560 mm



TUCSON

SEAT HEIGHT	BACK HEIGHT	WIDTH
450 mm	800 mm	600 mm



GEMINI

SEAT HEIGHT	BACK HEIGHT	WIDTH
380 mm	740 mm	810 mm



KNOLL (REV.)

SEAT HEIGHT	BACK HEIGHT	WIDTH
410 mm	740 mm	740 mm



KNOLL (FIX)

SEAT HEIGHT	BACK HEIGHT	WIDTH
410 mm	740 mm	740 mm



BOSTON

SEAT HEIGHT	BACK HEIGHT	WIDTH
480 mm	840 mm	750 mm



ALEX

SEAT HEIGHT	BACK HEIGHT	WIDTH
380 mm	740 mm	620 mm



STEFANO

SEAT HEIGHT	BACK HEIGHT	WIDTH
440 mm	730 mm	700 mm



LUV

SEAT HEIGHT	BACK HEIGHT	WIDTH
420 mm	790 mm	760 mm



DAYTON

SEAT HEIGHT	BACK HEIGHT	WIDTH
420 mm	790 mm	760 mm



TOLEDO

SEAT HEIGHT	BACK HEIGHT	WIDTH
480 mm	840 mm	750 mm



ROYAL ESPANA

SEAT HEIGHT	BACK HEIGHT	WIDTH
480 mm	800 mm	540 mm



ABIRA

SEAT HEIGHT	BACK HEIGHT	WIDTH
420 mm	760 mm	600 mm



FASCINO

SEAT HEIGHT	BACK HEIGHT	WIDTH
440 mm	780 mm	550 mm



SWAN

SEAT HEIGHT	BACK HEIGHT	WIDTH
450 mm	760 mm	700 mm



TERANO

SEAT HEIGHT	BACK HEIGHT	WIDTH
460 mm	840 mm	660 mm



SIAM 4 STAR

SEAT HEIGHT	BACK HEIGHT	WIDTH
450 mm	690 mm	580 mm



ESPANA

SEAT HEIGHT	BACK HEIGHT	WIDTH
480 mm	800 mm	540 mm



STAR BLK 4 STAR

SEAT HEIGHT	BACK HEIGHT	WIDTH
450 mm	800 mm	570 mm

LAZY BOY SET

SEAT HEIGHT	BACK HEIGHT	WIDTH
460 mm	840 mm	660 mm



SORRENTO WITH FOOTREST

SEAT HEIGHT	BACK HEIGHT	WIDTH
460 mm	840 mm	660 mm





CARNIVAL WITH FOOTREST

SEAT HEIGHT	BACK HEIGHT	WIDTH
460 mm	840 mm	660 mm

PRINCE WITH FOOTREST

SEAT HEIGHT	BACK HEIGHT	WIDTH
460 mm	840 mm	660 mm



Cafe
Collection





SWEDEN DLX (CUSH)





DELSEY





SWEETY





TOLEX VINTAGE



Sofa

Collection





CADBURY

FABRIC : 300/- Mtr

	SINGLE SEATER	TWO SEATER	THREE SEATER
FABRIC (MTR.)	4.00	6.00	7.50
SIZE (FT.)	2.75	4.50	6.25



OPERA

FABRIC : 400/- Mtr

	SINGLE SEATER	TWO SEATER	THREE SEATER
FABRIC (MTR.)	3.50	5.00	6.00
SIZE (FT.)	3.00	4.75	6.50





KENVO

FABRIC : 600/- Mtr

	SINGLE SEATER	TWO SEATER	THREE SEATER
FABRIC (MTR.)	5.00	6.75	7.75
SIZE (FT.)	3.50	5.25	7.00



MAPPLE

FABRIC : 300/- Mtr

	SINGLE SEATER	TWO SEATER	THREE SEATER
FABRIC (MTR.)	4.00	5.50	6.50
SIZE (FT.)	3.00	4.75	6.50





ATLANTIS

FABRIC : 300/- Mtr

	SINGLE SEATER	TWO SEATER	THREE SEATER
FABRIC (MTR.)	4.50	6.50	7.75
SIZE (FT.)	3.25	5.00	6.75



LIBERTY

FABRIC : 600/- Mtr

	SINGLE SEATER	TWO SEATER	THREE SEATER
FABRIC (MTR.)	5.00	7.00	9.00
SIZE (FT.)	3.75	5.50	7.25



ZURICH

FABRIC : 500/- Mtr

	SINGLE SEATER	TWO SEATER	THREE SEATER
FABRIC (MTR.)	5.00	7.25	8.75
SIZE (FT.)	3.50	5.25	7.00



MIAMI

FABRIC : 500/- Mtr

	SINGLE SEATER	TWO SEATER	THREE SEATER
FABRIC (MTR.)	5.00	7.25	8.75
SIZE (FT.)	3.75	5.50	7.25





DREAM

FABRIC : 300/- Mtr

	SINGLE SEATER	TWO SEATER	THREE SEATER
FABRIC (MTR.)	4.00	6.00	7.00
SIZE (FT.)	2.75	4.50	6.25



ALCAZAR

FABRIC : 400/- Mtr

	SINGLE SEATER	TWO SEATER	THREE SEATER
FABRIC (MTR.)	4.00	5.50	7.00
SIZE (FT.)	3.00	4.75	6.50



ZARA SOFA

FABRIC : 400/- Mtr

	SINGLE SEATER	TWO SEATER	THREE SEATER
FABRIC (MTR.)	4.00	6.50	8.00
SIZE (FT.)	2.50	4.50	6.50



LEG : GREY POWDER COATING

OXY SOFA

FABRIC : 400/- Mtr

	SINGLE SEATER	TWO SEATER	THREE SEATER
FABRIC (MTR.)	4.00	6.50	8.00
SIZE (FT.)	2.50	4.50	6.50



PRESITGE

FABRIC : 400/- Mtr

	SINGLE SEATER	TWO SEATER	THREE SEATER
FABRIC (MTR.)	5.00	6.75	7.75
SIZE (FT.)	3.50	5.25	7.00



NEW VOGUE

FABRIC : 300/- Mtr

	SINGLE SEATER	TWO SEATER	THREE SEATER
FABRIC (MTR.)	4.00	6.00	7.50
SIZE (FT.)	3.00	4.75	6.50



CHESTER

FABRIC : 400/- Mtr

	SINGLE SEATER	TWO SEATER	THREE SEATER
FABRIC (MTR.)	5.00	6.75	7.75
SIZE (FT.)	3.50	5.25	7.00



HERITAGE

FABRIC : 400/- Mtr

	SINGLE SEATER	TWO SEATER	THREE SEATER
FABRIC (MTR.)	5.00	6.75	7.75
SIZE (FT.)	3.50	5.25	7.00



TOKYO

FABRIC : 300/- Mtr

	SINGLE SEATER	TWO SEATER	THREE SEATER
FABRIC (MTR.)	4.00	5.50	6.50
SIZE (FT.)	2.75	4.50	6.25



SELTOS

FABRIC : 300/- Mtr

	SINGLE SEATER	TWO SEATER	THREE SEATER
FABRIC (MTR.)	3.75	5.00	6.50
SIZE (FT.)	2.75	4.50	6.25



CALIFORNIA

FABRIC : 300/- Mtr

	SINGLE SEATER	TWO SEATER	THREE SEATER
FABRIC (MTR.)	4.00	6.00	7.50
SIZE (FT.)	2.75	4.50	6.25



SAPHIRE

FABRIC : 300/- Mtr

	SINGLE SEATER	TWO SEATER	THREE SEATER
FABRIC (MTR.)	4.00	5.50	6.50
SIZE (FT.)	2.75	4.50	6.25



FLORANCE

FABRIC : 300/- Mtr

	SINGLE SEATER	TWO SEATER	THREE SEATER
FABRIC (MTR.)	4.00	6.00	7.50
SIZE (FT)	2.75	4.50	6.25



RAPID

FABRIC : 200/- Mtr

	SINGLE SEATER	TWO SEATER	THREE SEATER
FABRIC (MTR.)	3.75	5.00	6.50
SIZE (FT)	2.75	4.50	6.25



CORBUSIER

FABRIC : 300/- Mtr

	SINGLE SEATER	TWO SEATER	THREE SEATER
FABRIC (MTR.)	4.00	5.50	7.00
SIZE (FT.)	2.75	4.50	6.25



BARCELONA

FABRIC : 200/- Mtr

	SINGLE SEATER	TWO SEATER	THREE SEATER
FABRIC (MTR.)	3.00	4.50	6.00
SIZE (FT.)	2.50	4.50	6.00



KITKAT

FABRIC : 300/- Mtr

	SINGLE SEATER	TWO SEATER	THREE SEATER
FABRIC (MTR.)	3.50	4.50	6.00
SIZE (FT.)	3.00	5.00	6.50



HAVOC

FABRIC : 300/- Mtr

	SINGLE SEATER	TWO SEATER	THREE SEATER
FABRIC (MTR.)	2.00	4.00	5.00
SIZE (FT.)	2.00	4.00	6.00



FUTON

FABRIC : 300/- Mtr

	SINGLE SEATER	TWO SEATER	THREE SEATER
FABRIC (MTR.)	2.00	4.00	5.00
SIZE (FT.)	2.00	4.00	6.00



VERONICA

FABRIC : 300/- Mtr

	SINGLE SEATER	TWO SEATER	THREE SEATER
FABRIC (MTR.)	6.50	8.00	9.50
SIZE (FT.)	3.00	4.75	6.25